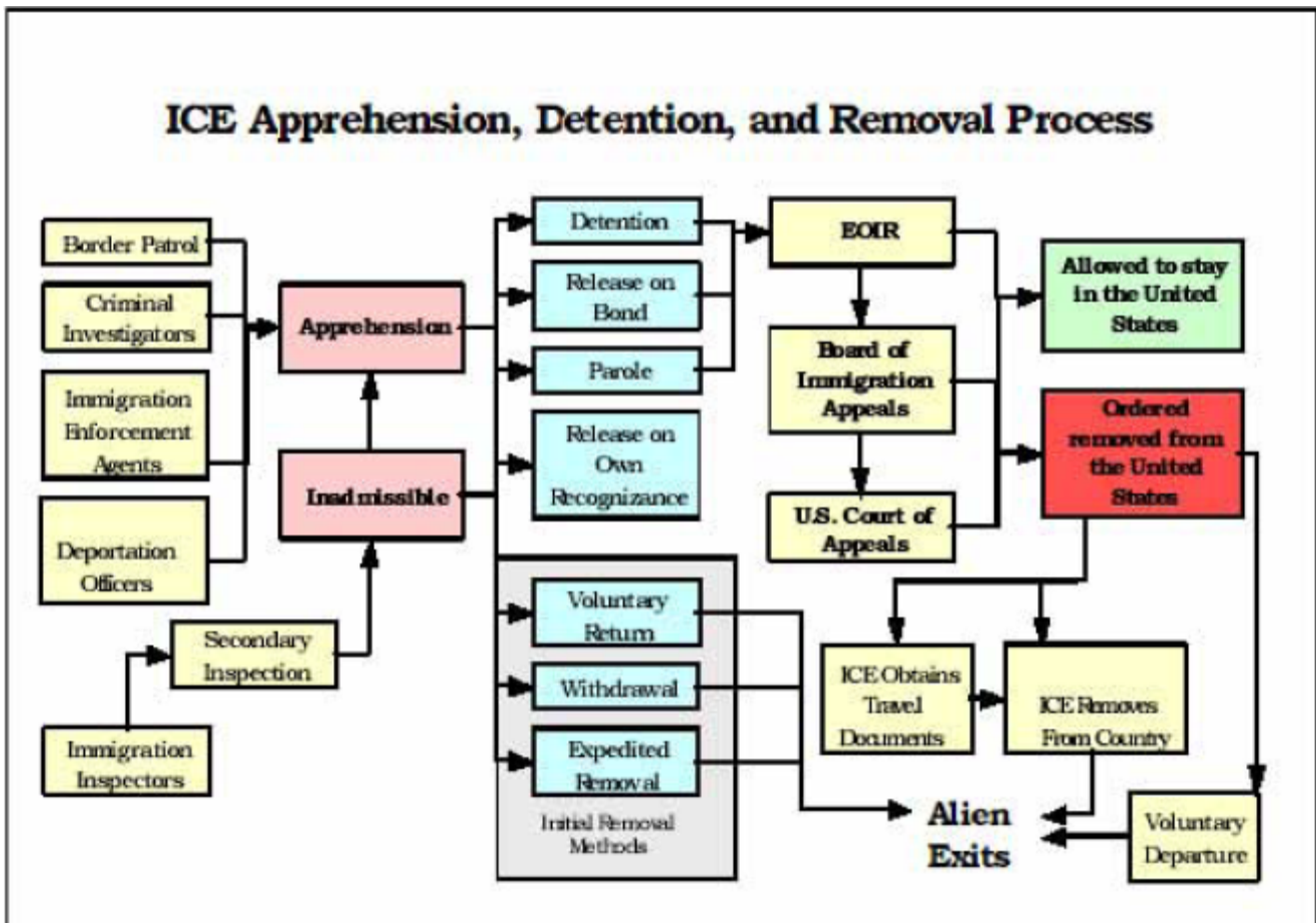


Tracking ICE's Enforcement Agenda

Detention Watch Network is deeply concerned about the exploding enforcement in our communities that leads to the ever-increasing detention and deportation of our friends and families. This report was originally created to document immigration raids, but has expanded to include data on the detention and deportation of immigrants. Some of the language used throughout the document is that of the government, specifically the Bureau of **Immigration and Customs Enforcement (ICE)**. Much of the data was compiled from the **ICE** website, though it has been supplemented with data from the media, congressional reports and various other sources. As the raids continue daily and **ICE** operations expand, it is difficult to document this information completely, and thus, this remains a working document. Its purpose is to assist advocates and organizers in exposing the links between operations like the highly publicized Swift meat-packing raids and the hidden world of detention where immigrants are then held and processed for deportation. Please feel free to use it in your own advocacy, education, and organizing work, and share it with others who may find it useful.

The Connection



Source: INS Detention and Removal Program, Critical Influences on INS Detention, May 2001, page 4, and DHS-OIG Analysis

Enforcement

The mission for the **Department of Homeland Security (DHS)** is to “lead the unified national effort to secure America” by preventing and deterring terrorist attacks, threats and hazards to the nation, and securing US borders.¹ The **Immigration and Customs Enforcement Agency (ICE)**, as the largest investigative branch of DHS, seeks to effectively enforce immigration and customs laws and protect the US against terrorist attacks by targeting undocumented immigrants, who they consider to be “the people, money and materials that support terrorism and other criminal activities.”² The **Office of Detention and Removal (DRO)** the primary enforcement arm of ICE, seeks to remove all removable immigrants from the US, as outlined in their June of 2003 strategic plan called, “**Endgame.**” This plan lays the framework for “removing all removable aliens” by 2012 by through the development of enforcement and detention infrastructure and strategies. To date, Congress has appropriated a total of \$204,842,510 to fund these efforts, starting with \$9,333,519 in FY 2003 to \$110,638,837 in FY 2006.³

On November 2, 2005 the **DHS** announced to the public their multi-year plan called the **Secure Border Initiative** to increase enforcement along the US borders and to reduce illegal migration.⁴ The **SBI** is divided into two phases:⁵

- The first phase includes a re-structuring of the detention and removal system through the expansion of **Expedited Removal**⁶ and the creation of the “**Catch and Return**”⁷ initiative, in addition to greatly strengthening border security through additional personnel and technology.⁸
- The second phase, the **Interior Enforcement Strategy**, was unveiled to the public on April 20, 2006. It is through this initiative that Immigration and Customs Enforcement (**ICE**) has expanded operations that target undocumented workers and individuals who are in violation of immigration law. The three primary goals of the **IES** are to:⁹

1. “Identify and remove criminal aliens, immigration fugitives and other immigration violators.”
 - A “criminal alien” is someone who is a non-citizen who has been convicted of a crime while in the US, either legally or illegally. This includes charges from shoplifting, to work document fraud, to murder. After having served their sentence, these individuals face a separate administrative procedure to see whether they should be removed from the US.
 - An “immigration fugitive” is someone who has been ordered deported by an immigration judge but has not complied with the order. In actuality, a number of these deportation orders were issued *in absentia* and mailed, many times to incorrect

¹ <http://www.dhs.gov/xabout/strategicplan/>

² <http://www.ice.gov/about/index.htm>

³ **DHS**, Office of the Inspector General. *An Assessment of United States Immigration and Customs Enforcement’s Fugitive Operations Teams*. March 2007, p. 1-6.

⁴ http://www.dhs.gov/xnews/releases/press_release_0795.shtm

⁵ http://www.dhs.gov/xnews/speeches/speech_0261.shtm

⁶ Expedited Removal is a process that authorizes ICE to expeditiously deport undocumented immigrants who are apprehended within 14 days of entry to the US and within 100 miles of the border with some safe guards for asylum seekers. DHS officers, instead of trained immigration judges, have the power to determine if someone should be deported. During the process immigrants in expedited removal are subject to mandatory detention with limited parole options.

⁷ The “catch and return” policy refers to the end of the old “catch and release” ICE policy along the southern border. Essentially, this provision is asking for the expansion of expedited removal and mandatory detention, which affects all non-Mexican immigrants that have either been detained or arrested on immigration related charges.

⁸ http://www.dhs.gov/xnews/speeches/speech_0261.shtm

⁹ http://www.dhs.gov/xnews/releases/press_release_0890.shtm

mailing addresses. As of **August of 2006 623,292¹⁰ immigrants were identified as “fugitives.”**

- Other “immigration violators” or “non-fugitive violators” are people who are in some way in violation of current immigration law, but have not been issued a final order of deportation. This includes people who are undocumented, have over-stayed their visas, or are in violation of a current immigration law that might not have existed at the time of their original entry.
2. **“Build strong worksite enforcement and compliance programs to deter illegal employment.”**
 - **ICE** has shifted its approach to worksite enforcement by bringing criminal charges against employers, seizing their assets, and charging more employers with money laundering violations. This initiative also seeks authorization from Congress to allow **ICE** investigators access to Social Security data to track down undocumented workers.
 3. **“Uproot the criminal infrastructures at home and abroad that support illegal immigration.”**
 - This includes immigration-related document and benefit fraud and has led to the creation of numerous task forces across the country. Such document fraud includes fraudulent green cards, work visas and social security numbers that many undocumented immigrants use to obtain work.

In response to both the **Secure Border Initiative** and the **Interior Enforcement Strategy**, **ICE** has expanded existing programs aimed at apprehending undocumented workers and others that are in violation of immigration laws

National Fugitive Operations Program

The **Office of Detention and Removal (DRO)** within **ICE** has consistently prioritized the apprehension and removal of immigrants identified as fugitives or absconders. In 2002, the former **INS** launched the **National Fugitive Operations Program (NFOP)** under the control of the **DRO**.

The **NFOP** targets immigrant “fugitives” or “absconders” who have an outstanding deportation order. In January of 2006, **ICE** set a goal of 1,000 arrests per team each year, a much higher number than the original goal of 125 arrests per year set in FY 2003. The reasons behind this increase include: more officers per team, the creation of the **Fugitive Operations Support Center**, and less emphasis on the apprehension of fugitives with criminal convictions, which are far more time-consuming workloads than the apprehension of fugitives with no criminal convictions.¹¹

- On April 20 2006 there were 35 teams nationwide; in the beginning of September 2006 there were 45; by the end of September 2006 there were 50. Currently there are 52 teams nationwide, and the goal for the end of FY 2007 is 75 teams operating.¹²
- By December 20, 2006, **NFOP** teams had conducted more than **77,623 total cumulative enforcement activities since 2003**. Roughly 27,600 had been previously charged with a crime. **More than 61,437 of those arrested were considered to be fugitives.**¹³

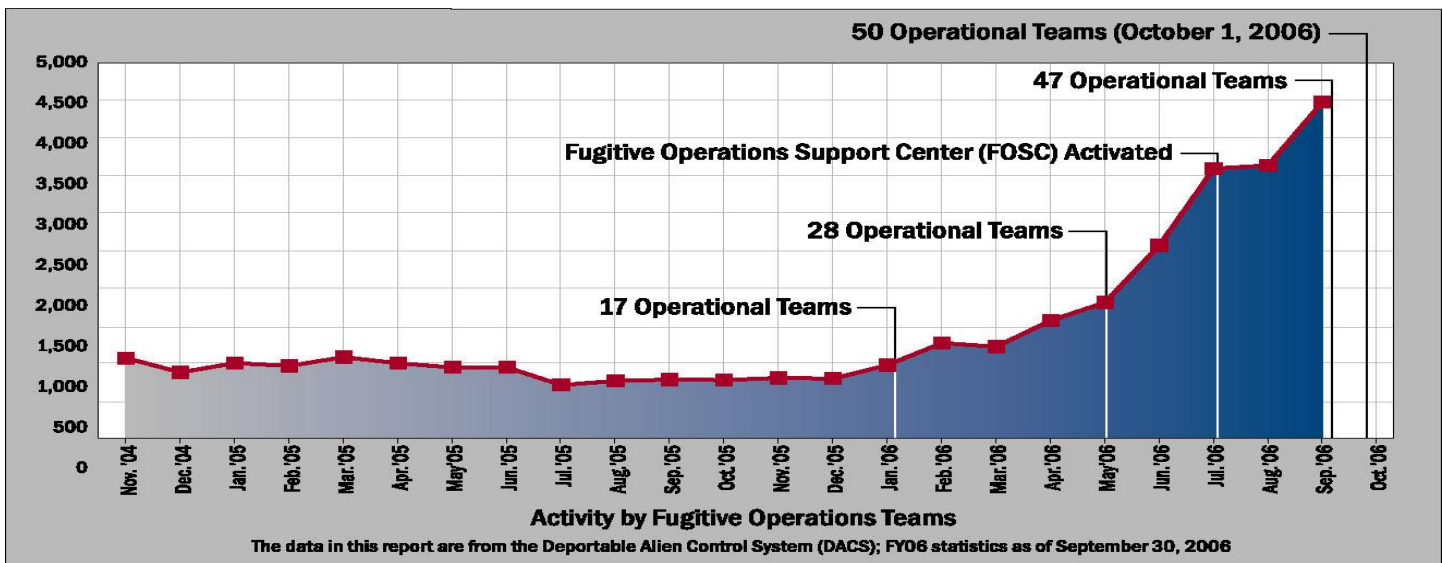
¹⁰ DHS, Office of the Inspector General. *An Assessment of United States Immigration and Customs Enforcement’s Fugitive Operations Teams*. March 2007, p 1

¹¹ Ibid, p. 8-9

¹² <http://www.ice.gov/pi/news/newsreleases/articles/070323yakima.htm>

¹³ <http://www.ice.gov/pi/newsreleases/articles/061220delraybeach.htm>

In April 2006, the NFOP created a new program called “**Operation Return To Sender**” in response to the **Interior Enforcement Strategy**. This ongoing ICE project works with numerous state and local law enforcement agencies to track down and arrest immigrants in violation of immigration laws. One of the largest operations carried out during the FY 2006 was from May 26-June 13, which resulted in the arrests of 2,179 immigrants in more than 30 states. From May 26-September 30 of that same year ICE arrested a total of 14,356 immigrants, soon afterward deporting 4,716 of those arrested.¹⁴ **Between May 2006 and April 2007, this operation has arrested almost 19,000 immigrants.**¹⁵

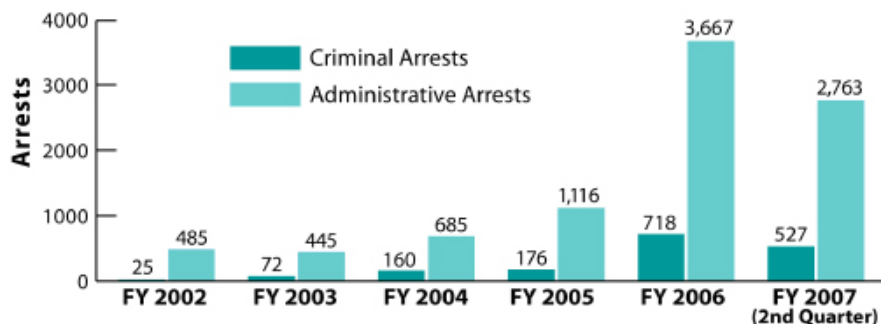


Other NFOP programs include:

- **Operation Secure Streets**—This operation begun in April 2006 targets immigrants with DUI-related charges.¹⁶
- **Operation Cross Check**—This operation works closely with local law enforcement by sharing information in order to target, locate, and apprehend immigrants with past criminal convictions.¹⁷

Worksite Enforcement Operations

The graph to the right from ICE¹⁸ highlights the number of worksite enforcement related arrests that have occurred since FY 2002. There is a substantial increase in arrests from FY 2002 and into the second quarter of FY 2007. The graph also shows the number of people arrested on criminal charges, which include the number of



¹⁴ <http://www.ice.gov/pi/news/newsreleases/articles/070323yakima.htm>

¹⁵ <http://www.ice.gov/pi/news/newsreleases/articles/070402newark.htm>

¹⁶ <http://www.ice.gov/pi/news/newsreleases/articles/070223raleigh.htm>

¹⁷ <http://www.ice.gov/pi/news/newsreleases/articles/070406raleigh.htm>

¹⁸ <http://www.ice.gov/pi/news/factsheets/worksite.htm>

employers, managers and contractors who might be criminally charged, immigrants using fraudulent paperwork in order to obtain employment, and immigrants charged with identity theft. The graph also measures the total number of administrative arrests, which refers to the number of undocumented workers arrested that will not be charged with criminal violations.

- The number of worksite investigations conducted is another method of measuring **ICE's** expansion of worksite enforcement. In FY 2004 **ICE** conducted 460 investigations; in FY 2005 the number rose to 502 investigations. As of **August 22 2006, ICE had conducted 1,097 investigations.**¹⁹
- Recently, **ICE** developed the **ICE Mutual Agreement between Government and Employers (IMAGE) program, which targets the employment of undocumented immigrant.** **ICE** examines the hiring practices of each employer in the program and determines if there are vulnerabilities. **ICE** also helps businesses integrate technical tools, which screen for Social Security information.²⁰ Other requirements for the program can be found on the **ICE** website.

Document and Benefit Fraud Task Forces

In April 2006 **ICE** partnered with the **Department of Justice** and other federal agencies to launch 11 **Document and Benefit Fraud Task Forces** throughout major US cities: Washington, DC/Northern VA, Atlanta, Boston, Dallas, Denver, Detroit, Los Angeles, New York, Newark, Philadelphia, and St. Paul.²¹ By the end of FY 2006, these teams launched 235 investigations resulting in 189 arrests and 80 convictions.²²

Local Enforcement Operations

ICE is actively seeking the assistance of state and local law enforcement in enforcing immigration law. Under current federal law, **ICE** can enter into agreements with state and local enforcement agencies **through 287(g) voluntary programs** which allow designated officers to carry out immigration law enforcement functions. These state and local law enforcement agencies enter into a **Memorandum of Understanding (MOU) (or a Memorandum of Agreement (MOA))** that outlines the scope and limitation of their authority. According to **ICE**, over 214²³ officers nationwide are participating in this program, and more than 40 municipal, county, and state agencies have applied. For the FY06, this program resulted in 6,043 arrests and so far in FY07, 3,327 more.²⁴

- **Local Enforcement Agencies that have signed MOU's:**
 - **Florida Department of Law Enforcement (FDLE)** was the first to enter into the agreement. 63 officers stationed throughout the state have been trained to date.²⁵
 - **Alabama Department of Public Safety (ALDPS).** 60 Alabama State Troopers have been trained.²⁶
 - **Arizona Department of Corrections:** Twelve officers trained.
 - **Los Angeles, CA, Sheriff's Office:** 8 people trained.
 - **San Bernardino County, CA, Sheriff's Office:** 11 people trained.

¹⁹ <http://www.ice.gov/pi/news/factsheets/ICEAccomplishments060911.htm>

²⁰ <http://www.ice.gov/partners/opaimage/index.htm>

²¹ <http://www.ice.gov/pi/news/factsheets/070301dbfi.htm>

²² <http://www.ice.gov/pi/news/factsheets/2006accomplishments.htm>

²³ <http://www.ice.gov/pi/news/factsheets/070323dc287gfactsheet.htm>

²⁴ <http://www.ice.gov/pi/news/newsreleases/articles/070123charlotte.htm>

²⁵ <http://www.ice.gov/pi/news/factsheets/060916dc287gfactsheet.htm>

²⁶ <http://www.ice.gov/pi/news/newsreleases/articles/060901dc.htm>

- **Riverside County, CA, Sheriff's Office:** 10 people trained.
- **Orange County, CA, Sheriff's Office:** 14 people trained.²⁷
- **Local Enforcement Agencies that Have Begun the MOU Process:**
 - **Gaston and Alamance counties in North Carolina:** These agreements will give the deputies the power to interview inmates in county jails to determine if the inmates are potentially deportable.
 - **Maricopa County Sheriff's Office:** 160 officers have signed up to receive training.²⁸
 - **Davidson County, Tennessee:** 10 officers will receive training. The agreement will allow these deputies to interview inmates in county jails and determine probable cause for violation of immigration laws.²⁹
 - Other agreements include agencies in North Carolina and California bringing the total of signed agreements between **ICE** and local enforcement agencies to more than 8.³⁰

More recently, **ICE** decided to expand its collaboration with local law enforcement through the **287(g) initiative** to include review of inmates' records in local and county correctional facilities that are not housed under **ICE's** jurisdiction under the **Criminal Alien Program (CAP)**. The following are examples of its impact and use:

- **Mecklenburg County Sheriff's office in Charlotte, NC:** The Sheriff's office announced on November 7th that since their partnership with **ICE** under the **287(g) program, they have charged 1,600 people with immigration violations since March 23rd, 2007.**³¹ Part of their program includes going to County jails and interviewing immigrants in hopes to find possible immigration violations.³²
- **Costa Mesa City Council:** The Costa Mesa Police Department is under **ICE's 287(g) program**. The city council also agreed to place two permanent **ICE** personnel in the town's city jail so that **ICE** can identify those who may be deportable.³³
- **BEST taskforce in El Paso, TX:** BEST is an initiative that patrols the borders through cooperation between **ICE**, Border Patrol, El Paso County Sherri's Office, and the US Attorney's office in the Western district. Since its start in October of 2006, this operation has resulted in 52 arrests.³⁴ In January of 2007 officers surveyed truck stops and arrested an additional 15 individuals.

Other Local Enforcement Efforts:

- **"Operation Driver's License Check Lane,"** Topeka, Kansas: Topeka PD and Kansas Highway Patrol stop vehicles to check for valid driver's licenses and they have asked for the participation of **ICE** agents to conduct this operation. Any driver who does not show a valid license is handed over to **ICE** agents waiting nearby who interview them to determine their immigration status.³⁵
- **"Operation Linebacker,"** Texas: Governor Rick Perry of Texas gave out more than \$10 million for border sheriffs to work with local and state enforcement officials. According to the governor, these sheriffs were not meant to enforce immigration law. However a November 2006 El Paso Times report found that the border sheriffs were reporting on undocumented immigrants seven times more than they arrested criminals. Among the various border sheriffs, Leo Samaniego is the most

²⁷ <http://www.ice.gov/pi/news/factsheets/070323dc287gfactsheet.htm>

²⁸ <http://www.ice.gov/pi/news/newsreleases/articles/070226phoenix.htm>

²⁹ <http://www.ice.gov/pi/news/newsreleases/articles/070227nashville.htm>

³⁰ <http://www.ice.gov/pi/news/factsheets/060916dc287gfactsheet.htm>

³¹ <http://www.ice.gov/pi/news/factsheets/070323dc287gfactsheet.htm>

³² <http://www.ice.gov/pi/news/newsreleases/articles/061127charlotte.htm>

³³ <http://www.ice.gov/pi/news/newsreleases/articles/061128costamesa.htm>

³⁴ <http://www.ice.gov/pi/news/newsreleases/articles/070130elpaso.htm>

³⁵ <http://www.ice.gov/pi/news/newsreleases/articles/060925topeka.htm>

controversial. According to the El Paso Times, Samaniego has been reportedly using traffic checkpoints for immigration enforcement purposes. **Following these reports, Texas Senator Eliot Shapleigh filed a bill that would prevent local law enforcement agencies from participating in immigration enforcement.**³⁶

Detention Operations and Expansion:

Immigrants are being jailed in detention centers in record numbers while the government decides whether or not to deport them. There are currently 27,500 people in immigration detention on any given day. This is a three-fold increase in beds since 1996. A total of 283,000 immigrants were detained in 2006 in a network of over four hundred federal and contract facilities, county and local jails. As part of the 2004 Intelligence Reform Bill, Congress authorized the creation of 40,000 additional detention beds. As a result, the number of detention beds is expected to triple in the next several years even before any new legislative proposals to increase beds is considered by Congress. As detention bed space expands, enforcement operations will also expand.³⁷

According to one Washington Post article, “With roughly 1.6 million illegal immigrants in some stage of immigration proceedings, ICE holds more inmates a night than Clarion hotels have guests, operates nearly as many vehicles as Greyhound has buses and flies more people each day than do many small U.S. airlines.”³⁸

As enforcement operations increase, detention bed space becomes limited and ICE pushes to further expand



into facilities like the 2,000 bed facility in Laredo, Texas (shown on the left). **For this reason, detention expansion has been and continues to be one of ICE’s top priorities.**

By Kirsten Luce for the Washington Post

Facts

- **Since July 2006 the daily population of immigrants in detention rose from 19,000 to 27,521. ICE increased detention capacity by 6,300 in the Southwest border area alone, which brought the**

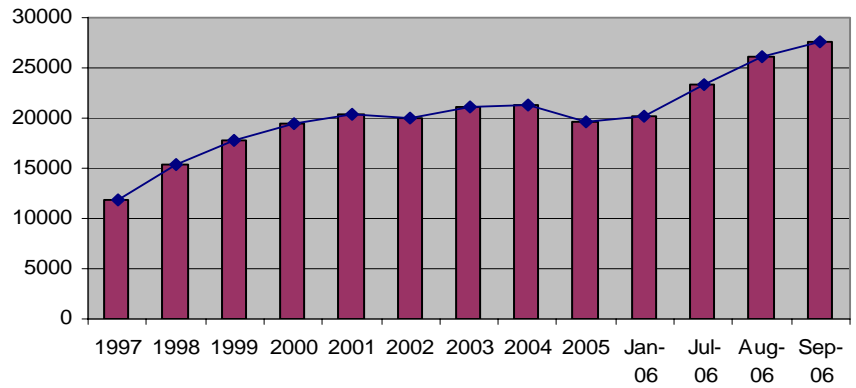
³⁶ http://www.elpasotimes.com/news/ci_4842250

³⁷ DHS, Office of the Inspector General. *ICE’s Compliance with Detention Limits for Aliens with Final Order of Removal from the United States*. February 2007, p. 13-14.

³⁸ <http://www.washingtonpost.com/wp-dyn/content/article/2007/02/01/AR2007020102238.html>

total of funded bed space to 27,500.³⁹ For FY 2008, ICE is requesting funding for 950 additional beds, bringing the total number of beds to 28,450.⁴⁰

Average Daily Detention Population



Prepared by DWN with data from the 04/06 CRS Report, DRO and CIE/DHS

- Since implementation of the **SBI**, the numbers of people subject to **Expedited Removal** has increased and ICE reports that the average length of stay in detention is roughly 19 days, a significant drop from the average of 90 days before the **SBI**.⁴¹
- **DHS** and **ICE** also expanded **Expedited Removal** to include families.⁴² **ICE** opened a new family facility, the **T. Don Hutto Family Residential Facility**, with a 512-bed capacity in Taylor, Texas in May to house whole families waiting to be removed. Since August there has been a **97 percent decline of family releases** along the southern border.⁴³
- In July **ICE** established the **Detention Operations Coordination Center (DOCC)** or “**Operation Reservation Guaranteed**”, which allows **ICE** to relocate immigrants throughout the detention system, anywhere around the country at any given time. This program is meant to maximize detention space; however, it also tears immigrants away from their families and legal counsel.⁴⁴

Family Detention

- The Women’s Commission for Refugee Women and Children and the Lutheran Immigration and Refugee Service published a report in February 2007 that focused on family detention at both the **T. Don Hutto Residential Center in Texas** and the **Berks Family Shelter Care Facility in Pennsylvania**. The following is an excerpt from their report:
 - “Hutto is a former criminal facility that still looks and feels like a prison, complete with razor wire and prison cells.
 - Some families with young children have been detained in these facilities for up to two years.
 - The majority of children detained in these facilities appeared to be under the age of 12.
 - At night, children as young as six were separated from their parents.
 - Separation and threats of separation were used as disciplinary tools.
 - People in detention displayed widespread and obvious psychological trauma. Every woman we spoke with in a private setting cried.

³⁹ <http://www.ice.gov/pi/news/factsheets/2006accomplishments.htm>

⁴⁰ <http://www.ice.gov/doclib/pi/news/factsheets/FactSheet2008Budget020507b.pdf> Refer to Appendix B for the budgets of FY 2007 and FY 2008.

⁴¹ <http://www.ice.gov/pi/news/factsheets/2006accomplishments.htm>

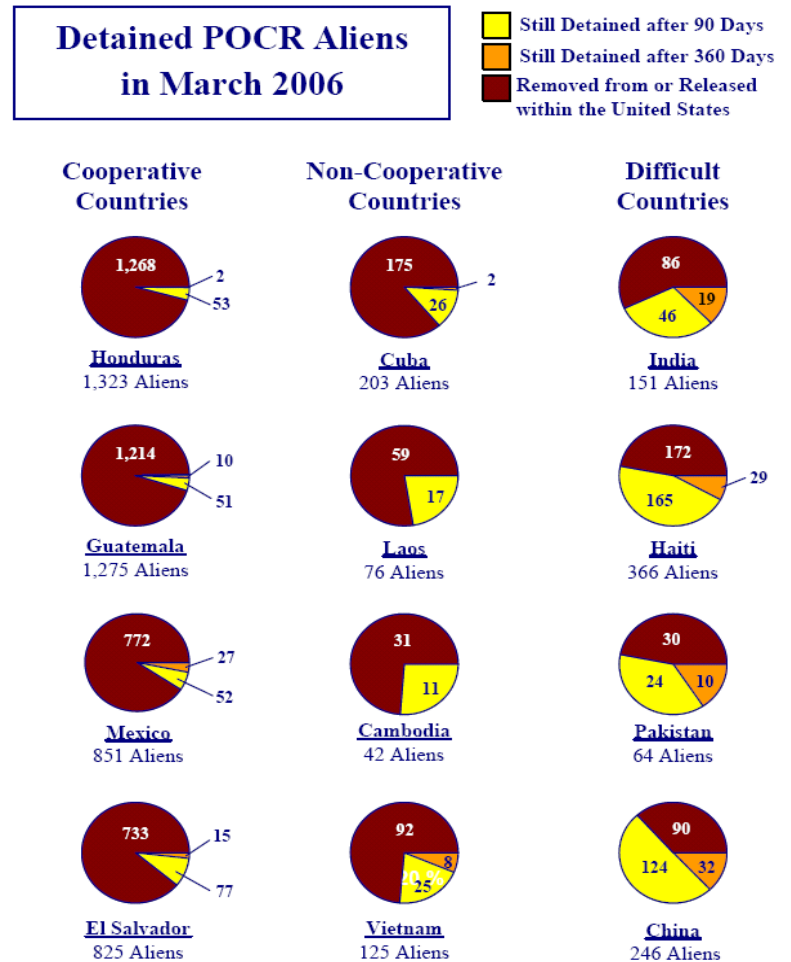
⁴² <http://www.ice.gov/pi/news/newsreleases/articles/060516dc.htm>

⁴³ <http://www.ice.gov/pi/news/factsheets/2006accomplishments.htm>

⁴⁴ <http://www.ice.gov/pi/news/factsheets/2006accomplishments.htm>

- At Hutto pregnant women received inadequate prenatal care.
- Children detained at Hutto received one hour of schooling per day.
- Families at Hutto received no more than twenty minutes to go through the cafeteria line and feed their children and themselves. Children were frequently sick from the food and losing weight.
- Families in Hutto received extremely limited indoor and outdoor recreation time and children did not have any soft toys.”⁴⁵

Chart 1: Detention Rates By Country Of Origin



Source: DACS, OIG Analysis

Mandatory Detention

Although many immigrants are eligible to be released through a bond, on their own recognizance, or through an order of supervision, between FY 2001-FY 2004, with a total of 998,481 detentions, **only 8% of those apprehended were released through these means.**⁴⁶

Indefinite and Prolonged Detention⁴⁷

In June 2001 the U.S. Supreme Court overturned the ICE practice of indefinitely detaining immigrants who they found difficult to remove and ruled that an immigrant with a final order of deportation should generally not be detained longer than six months unless special circumstances exist. However, a recent OIG report found that ICE has failed to fully comply with the Supreme Court decision.

- October 2006 **DRO** data shows that out of the 10,875 immigrants with final orders of deportation **8,810 remained in detention for up to 3 months, 1,074 remained in detention between 3 and 6 months, and 991 have spent over 6 months in detention.**⁴⁸
- **According to a recent audit by the Office of the Inspector General** released in February 2007, required custody decisions were not made on 6% of cases and 19% of cases were not reviewed in a

⁴⁵ Lutheran Immigration and Refugee Service and the Women’s Commission for Refugee Women and Children. *Locking Up Family Values: The Detention of Immigrant Families*. Women’s Commission for Refugee Women and Children, 2007, pg. 2.

⁴⁶ **DHS**, Office of the Inspector General. *Detention and Removal of Illegal Aliens, Immigration and Customs Enforcement*. April 2006, p 31.

⁴⁷ See **DHS**, Office of the Inspector General. *ICE’s Compliance with Detention Limits for Aliens with a Final Order of Removal from the United State*. February, 2007, pg. 3-4.

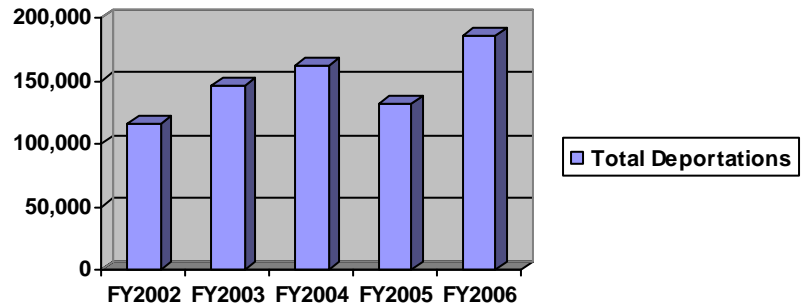
⁴⁸ Unpublished data received from DRO, **ICE/DHS**

timely manner. In some cases, detained immigrants have had their cases suspended from receiving a **post-order custody review (POCR)**⁴⁹ due to non-compliance allegations from officials without sufficient documented evidence to support their claims. The audit also found that in some cases, officials had not applied the standard of review appropriately because **ICE** does not systematically track the receiving country's removal rates.⁵⁰

- The chart above shows the various groups of immigrants that have been held past 90 days and past 360 days for the month of March 2006.⁵¹

Overall Deportations:

- In FY2006 ICE deported **186,000** immigrants from the US.⁵²
- In FY2005 ICE deported **131,579**
- In FY2004 ICE deported **162,014**
- In FY2003 ICE deported **145,935**
- In FY2002 ICE deported **116,154**⁵³



⁴⁹ See DHS, Office of the Inspector General. *ICE's Compliance with Detention Limits for Aliens with a Final Order of Removal from the United State*. February, 2007, pg. 4-5.

⁵⁰ DHS, Office of the Inspector General. *ICE's Compliance with Detention Limits for Aliens with a Final Order of Removal from the United State*. February, 2007, pg. 1.

⁵¹ *Ibid.*, pg. 12.

⁵² <http://www.ice.gov/pi/news/factsheets/2006accomplishments.htm>

⁵³ ICE. *Immigration Enforcement Strategy and Highlights*. August 2006, p. 8.

Raids List

The following is a list of arrests/raids conducted by ICE under its various operations since the announcement of the **Interior Enforcement Strategy** on April 20, 2006.

*Note that the following list is comprised of data gathered from **ICE** press releases and local newspaper reports. Unfortunately, it is difficult to verify the raids completely; therefore, this should be viewed solely as a partial list.

Unless otherwise cited, all raids information comes from the ICE website: www.ice.gov.

- *April 2006*
 - **65 in New Orleans** – Operation targeted “fugitives” and immigration law violators living in New Orleans neighborhoods.
 - **183 in Florida (Miami, Tampa, Jacksonville, Orlando)** – Part of the fugitive operations.
 - **125 in Midwest Region** – Part of the fugitive operations.
- *May 2006*
 - **3 in Panama City, FL** – Worksite Enforcement targeting immigrants working at Tyndall Air Force Base doing scaffolding work at the base.
 - **76 in KY** – Worksite Enforcement at Fisher Homes Construction Workers.
 - **21 in St. Joseph, Montana** – Worksite Enforcement at Julio’s Mexican Restaurants.
 - **8 Radcliff, KY** – Worksite Enforcement at Golden China Buffet Restaurant.
 - **8 Los Angeles, CA** – Worksite Enforcement at L.A. Department of Water and Power.
 - **34 in Springfield, NY** – Worksite Enforcement at Schichtel’s Nursery.
 - **29 in San Diego, CA** – Worksite Enforcement at Standard Drywall.
 - **35 in Edison, NJ** – Fugitive Operation.
 - **179 in Las Vegas** – Fugitive Operation.
 - **5 in Wichita, KS** – Worksite Enforcement at Cessna Plant.
- *June 2006*
 - **25 in Memphis, TN** – Worksite Enforcement at Lucite and Arkema Chemical Plants.
 - **11 Wichita, KS** – Worksite Enforcement at local scrap metal business.
 - **55 in Washington, DC** – Worksite Enforcement at Dulles International Airport.
 - **14 in Indian Head, Maryland** – Worksite Enforcement at Naval Surface Warfare Center.
 - **2,100 Nationwide** – Fugitive Operations.
 - **116 in Newark, NJ** – Fugitive Operations.
 - **39 in El Paso, TX** – Operation Return To Sender.
 - **110 in Detroit, MI** – Fugitive Operations.
- *July 2006*
 - **127 in Oklahoma** – Fugitive Operations.
 - **154 in Ohio (Columbus, Cincinnati, Cleveland)** – Fugitive Operations.
 - **61 in Miami, FL** – Fugitive Operations.
 - **37 in Kansas City** – Fugitive Operations.
 - **17 in Chicago, IL** – Fugitive Operations.
 - **12 Louisville, KY** – Fugitive Operations.
 - **3 Gulfport, MS** – Worksite Enforcement at Gulfport-Biloxi Regional Airport.
- *August 2006*
 - **51 in Sulphur, Oklahoma** – Worksite Enforcement at Billy Cook’s Harness and Saddle.

- **41 in Hamburg, NY** – Worksite Enforcement at America’s Fair. The investigation resulted from a tip from a community member .
- **58 in Florida** – Fugitive Operations.
- **326 in Houston, TX** – Operation Return to Sender implemented statewide.
- **15 in Roswell, NM** –Worksite Enforcement Targeting workers for a local company painting a U.S. military aircraft.
- **More than 100, Las Vegas** – Fugitive Operations.
- **34 in North Tonawanda, NY** – At Foristar Hydroponic Tomato Greenfarm. Immigrants arrested face criminal charges for using fraudulent green cards and false social security numbers.⁵⁴
- **55 in Tallahassee, FL** – Worksite Enforcement targeting workers for a Janitorial contractor.
- **25 in Whitewater, Wisconsin** – Worksite Enforcement targeting undocumented Mexican workers at the Star Packaging plant.⁵⁵
- **6 in Apopka, CA** – During a “Community Shield” Operation, which targets gang members and associates. ICE also detained 6 non-gang related immigrants in violation of administrative immigration laws.
- **14-15 in Little Rock, Ark** – Worksite Enforcement targeting workers at the local Country Club, many of whom were arrested for social security fraud.⁵⁶
- *September 2006*
 - **More than 120 in Stillmore, GA** – Operation dealt with document fraud.⁵⁷ An estimated number of 300 people disappeared from the town after the raid.⁵⁸
 - **26 in Bellingham, WA** – At Northwest Health Care Linen.
 - **38 in Caguas, PR** – Worksite Enforcement at Los Prados construction site that will feature home, apartments and a shopping center.
 - **82 in Florida** – Fugitive Operation. Only three of the 82 arrested were considered “fugitives.”
 - **90 in Bloomington, MN** – Operation Return To Sender.
 - **19 in Alexandria, VA** – the investigation involved alleged marriage fraud at local court house.
 - **More than 100 in San Francisco, CA** – Fugitive Operations.
 - **33 in El Paso, TX** – immigrants were found in a smuggler’s house.
 - **115 in PA** – Philadelphia based fugitive operation which led to the arrest of 115 immigrants throughout the state.
 - **122 in Aurora, CO** – Part of the Work Enforcement initiative which targeted immigrants working at the Buckley Air Force Base building military family housing.⁵⁹
 - **163 in Naples, FL to Fort Myers, FL** – During weeklong “Operation Return to Sender.” Only 25 of those arrested had criminal convictions. The others had overstayed their visas, had fraudulent paperwork and were undocumented.⁶⁰
 - **49 in Topeka, Kansas** – As part of “Operation Driver’s License Check Lane” Which is headed by the Topeka PD, which requested the participation of ICE agents. 36 immigrants were deported the same day.

⁵⁴ <http://www.newsday.com>

⁵⁵ http://www.gazetteextra.com/immigrants_wwpolice111206.asp

⁵⁶ http://www.arktimes.com/blogs/arkansasblog/2006/08/raid_at_the_club.aspx

⁵⁷ http://www.boston.com/news/nation/articles/2006/09/16/immigration_raid_devastates_ga_town/

⁵⁸ <http://www.csmonitor.com/2006/1003/p01s01-ussc.html>

⁵⁹ <http://www.ice.gov/pi/news/newsreleases/articles/060920Aurora.htm>

⁶⁰ <http://www.news-press.com/apps/pbcs.dll/article?AID=/20061017/NEWS01/61016054/1075>

- **11 in Danbury, CN**—Worksite Enforcement Operation with local police and the mayor’s office. The 11 immigrants were day laborers gathered at the Kennedy Park. According to the report, **ICE** agents posed as employers and promised them jobs.⁶¹
- **34 in Roaring Fork Valley, CO** – Operation Return To Sender.⁶²
- **30 in Gainesville, GA** – Worksite Enforcement at Forsyth County Construction Company.⁶³
- *October 2006*
 - **28 in Barker, NY** –Worksite Enforcement Operation at Torrey Farms. The workers had fraudulent social security numbers and green cards.
 - **111 in Newark, NJ**–Operation Return To Sender. 65 of those arrested were classified under the fugitive status. The other 46 were undocumented.
 - **49 in Boise, ID** –Operation Return To Sender. **ICE** received assistance from the following local law enforcement agencies: Boise Police Department, Nampa Police Department, Caldwell Police Department, Canyon County Sheriff’s Office, and Ada County Sheriff’s Office. Ages of those arrested ranged from 17-66.
 - **16 in Chicago, IL** –Operation Return To Sender.
 - **33 in Union, MO**—Worksite Enforcement targeting immigrants at the business and apartments owned by Happy Apples and Lochirco Fruit and Produce.
 - **44 in Austin, TX**—Operation Return to Sender.⁶⁴
- *November 2006*
 - **21 in Dallas, TX**—Operation Return To Sender. Those arrested ranged in age from 5 to 55 years old. The children arrested are staying with other family members, or are being housed with at least one parent at the **Hutto family detention facility in Taylor, Texas**. All of the other immigrants arrested are/were being detained at the Rolling Plains Detention Facility in Haskell, Texas.
 - **48 in Puerto Rico and USVI**—All are being detained and processed at the Aguadilla detention center in Puerto Rico.
 - **39 Throughout the Northeast** – Document Task Force. Six of the people apprehended were identified during the investigations.
 - **17 in the Great Lakes Region** –Fugitive Task Force operation.
 - **40 in Palm Coast, FL**—Worksite Enforcement Operation targeting immigrants working at the Ocean Towers construction site. All were transferred to Florida detention centers. Three of the workers arrested have re-entered the country after deportation, a felony offense with a possible 25 year sentence.
 - **70 in New York, NY**—Operation Return To Sender. 43 of those arrested were undocumented. All are being held in New Jersey detention facilities.
 - **7 in Wilmington, DE**—Operation Community Shield. **ICE** worked with local New Castle County Delaware Police Department. All were undocumented, and 4 of those arrested were suspected of some gang affiliation.
 - **137 in Newark, NJ**—Operation Return To Sender. 83 of those arrested were undocumented immigrants not initially targeted by **ICE**.
 - **10 Albertville, AL**—10 undocumented people were found asleep in a van during a trip from Arizona to Florida for work. Alabama State Trooper Darrell Zuchelli, who is certified under **ICE’s** 287(g) program, assisted in their arrest.

⁶¹ <http://www.themilitant.com/2006/7039/703904.html>

⁶² http://www.ruidosonews.com/columnists/ci_4634724

⁶³ <http://www.gainesvilletimes.com/news/stories/20060915/localnews/124515.shtml>

⁶⁴ http://keyetv.com/topstories/local_story_289181339.html

- **25 in Nebraska**—Operation Return To Sender. 5 of those arrested were not part of the initial investigation.
- **20 in Sioux City, IA**—Operation Return To Sender.⁶⁵
- **6 in Atlanta, GA**—Those arrested were working for the T.C. Drywall, Inc installing drywall in the Hartsfield-Jackson Atlanta International Airport.
- **32 in Cincinnati/Northern, KY areas**—Worksite Enforcement Operation targeting immigrants working for a dry wall company in the area. 19 of those arrested were picked up at a Home Depot parking lot, and the other 13 were arrested at a parking lot adjacent to a construction site.
- **81 in New York, NY**—Through ICE’s New York office initiative, Operation Retract. Those detained were transported to various detention facilities around the country.
- **More than 100 in Rico Rico, AZ**—Border Patrol agents stopped a car and questioned the driver. This led them to a house where other undocumented immigrants were residing.⁶⁶
- *December 2006*
 - **35 in Boston, MA**—Through ICE’s Operation Secure Streets, a national initiative targeting immigrants with prior DUI convictions. This operation is part of the Fugitive Task Force program. Nine of those arrested were undocumented people not initially targeted for investigation. They are being held at various state and county jails throughout MA.
 - **45 in Albert Lea and Austin, MN**—Operation Return To Sender. The operation targeted 9 fugitives, but ICE arrested 36 other people as well.
 - **Approximately 1,282 in six states**—“**The Swift**” Raids, part of ICE’s Worksite Enforcement Operation/Benefit Fraud. These raids took place in the following cities: Greeley, Colorado; Grand Island, Nebraska; Cactus, Texas; Hyrum, Utah; Marshalltown, Iowa; and Worthington, Minnesota. **Over a thousand federal officers were called in to participate in the raids.** According to officials, the raids were targeted against immigrants using false social security numbers. 65 have been charged with identity theft or other violations, such as re-entry after deportation.⁶⁷
 - The following link provides an interactive map of the Swift Raids which It includes data on the towns affected by the raids, their population numbers and their workforce numbers.
http://pserver.mii.instacontent.net/swiftcom/greeleytribune/national_raid_map.swf
 - YouTube.com has the following video on the Swift Raid on their website titled, “A Day To Remember”: <http://www.youtube.com/watch?v=QvRhAQorPw>
 - ABC Channel 7 News in Denver, Colorado has done a lot of coverage on the raids, including looking at the impact of the raids and the aftermath.
<http://www.thedenverchannel.com/news/10523648/detail.html?subid=22100484&q=1;bp=t>
 - The following is a chart from ICE’s website that breaks down the arrests made during the Swift Raids:⁶⁸

⁶⁵ <http://www.ktiv.com/News/index.php?ID=7062>

⁶⁶ <http://kvoa.com/Global/story.asp?S=5720995&nav=HMO6>

⁶⁷ <http://www.ice.gov/pi/news/newsreleases/articles/061213dc.htm>

⁶⁸ http://www.ice.gov/pi/news/factsheets/wse_ou_070301.htm

Plant location	Alien administrative arrests	Alien criminal arrests
Cactus, TX	297	53
Greeley, CO	252	21
Grand Island, NE	252	26
Worthington, MN	239	20
Marshalltown, IA	99	30
Hyrum, UT	158	124
TOTALS*	1297	274

- **62 in Miami, FL**—Fugitive Operations Team. 50 of those arrested had orders of removal and the remaining 12 were charged as being undocumented.
- *January 2007*
 - **60 in Charlotte, NC**—Operation Secure Streets targeting immigrants with DUI records. This is a pilot program based in Charlotte, NC that started in April of 2006 which to date has conducted three operations and deported more than 200 people.
 - **133 in Grand Rapids, MI**—Operation Return To Sender.
 - **28 in Alexandria, VA**—Worksite Enforcement targeting immigrants working or planning to work at Quantico Marine Base.
 - **12 in Boston, MA**—Operation Avalanche II targeting immigrants with past criminal convictions. There are currently 11 cities participating, including Boston. Of the 12 arrested, 10 were permanent residents and 2 were undocumented.
 - **757 in 5 Southland counties in CA**—Operation Return to Sender. This was the largest such operation ICE has conducted. In LA county they arrested 111; in Orange county, 111; in Riverside, 26; in San Bernardino, 22; and in Venture, 10. 150 of those arrested were considered fugitives, 24 had re-entered after having been deported, and 423 were from county jails. 450 of the 757 were expeditiously deported after their arrest. During this time, ICE also put nearly 3,000 detainers on immigrants with criminal convictions in state and county jails across the country.
 - **11 in Chicago, IL**—Worksite Enforcement which arrested eleven women working for the cleaning service agency, CleanPol. All had entered through visitor visas and had over stayed.
 - **13 in Key West, FL**—Worksite Enforcement targeting immigrants at the Naval Air Station in Key West.
 - **16 in San Diego, CA**—Worksite Enforcement at the Golden State Fence Company.
 - **10 in Chicago, IL**—Worksite Enforcement at the Pegasus Restaurant.
 - **53 in Houston, TX**—Worksite Enforcement at a suburban Houston waste management company.
- *February 2007*
 - **178 in South Florida**—Operation Return To Sender.
 - **43 in Raleigh, NC**—Operation Secure Streets. This was Raleigh’s first such operation.
 - **17 in Arlington Heights, IL**—Worksite Enforcement targeting workers at the Cano Packaging Corporation. In October of 2006 ICE began investigations into the plant after receiving information that a large number of undocumented workers employed there.

- **195 at 63 locations in 17 states and Washington, D.C.**—Worksite Enforcement. This operation, termed “Operation Clean Up,” targeted the cleaning and grounds-maintenance service, Rosenbaum-Cunningham International, Inc (RCI) that contracted with various restaurants and hospitality venues across the country. Some of the businesses that contracted with RCI include: House of Blues, Planet Hollywood, Hard Rock Café, Dave and Busters, Yardhouse, ESPN Zone, and China Grill. The three executives of RCI were indicted for “harboring illegal aliens and evading taxes.” 195 immigrants were arrested and charged with administrative immigration violations during this operation that lasted a day and half.
- **51 in Auburn, WA**—Worksite Enforcement at two UPS warehouses.⁶⁹
- **Unknown in Coalinga, CA**—Fugitive Operation. ICE officers did a sweep of an apartment complex while looking for one individual.⁷⁰
- *March 2007*
 - **363 in New Jersey**—Operation Return To Sender. In the month of January ICE arrested 89 “fugitives” and 131 undocumented immigrants. In February, officers arrested 67 fugitives and 76 undocumented immigrants.
 - **A total of 18,149 immigrants have been arrested under the Operation Return To Sender since May 26, 2006.**
 - **36 in Mishawaka, IN**—Worksite Enforcement at Janco Composites Inc, a plastics manufacturer.
 - **8 in Tucson, AZ**—Worksite Enforcement at eight Sun Drywall job sites. All of the immigrants arrested were charged with administrative violations.
 - **30 in Eastern Washington**—Operation Return To Sender. 14 of the immigrants arrested were considered to be “fugitives,” and the remaining 16 were undocumented immigrants ICE encountered during the operation.
 - **69 in Baltimore, MD**—Worksite Enforcement at five businesses that contracted with the Jones Industrial Network.
 - **77 in Greenville, MS**—Worksite Enforcement at the Tarrasco Steel plant.
 - **362 in New Bedford, MA**—Worksite Enforcement. Named “Operation United Front,” the target of this operation was Michael Bianco, Inc. (MBI). This raid received much public attention because of ICE’s treatment of immigrants and their children during the raid, and the subsequent detainment and transfer. ICE first approached the state secretaries of public safety for the state of Massachusetts in December 2006. According to ICE, they requested that state detention facilities be made available to them so that they could process individuals at a nearby location. In late February of 2007, they began planning with Under Secretary for Public Safety Schwartz, the New Bedford police chief and others on public safety assistance on the issue of children. ICE officials speculated that child welfare issues would develop throughout the raid, as many women worked in this particular garment manufacturer. ICE and state government officials began preparing a “child welfare triage team” to handle child welfare situation that would arise. ICE stated that those arrested who said they would suffer immediate child welfare issues would be conditionally released. When the Department of Social Services (DSS) was notified of the raid, they immediately asked ICE for information of all those arrested as the operation was carried out. ICE stated that they would only give out the information for those arrestees who were identified to have a child welfare issue. On March 6 the raid was conducted and those arrested were taken to Fort Devens for processing. DSS was allowed to interview those arrested the following day, except for 90 people who had

⁶⁹ http://seattletimes.nwsources.com/html/localnews/2003572722_ups15m0.html

⁷⁰ <http://www.indybay.org/newsitems/2007/02/13/18362587.php> <http://www.indybay.org/newsitems/2007/02/13/18362587.php>

been transferred down to Texas after 8 hours.⁷¹ The transfer was due to a shortage of detention space in Massachusetts. As a result several children were left behind, some requiring hospitalization because their nursing mothers were detained. One 7 year old girl called ICE's hotline looking for her mother. DSS officials noted that, the lack of communication between ICE and DSS during the operation delayed the process of finding all of the immigrants who are sole-caregivers, putting their children at great risk. As Governor Patrick stated, "What we have never understood about this process is why it turned into a race to the airport. We understand about the importance of processing; we get that. But there are families affected. There are children affected."⁷²

▪ *April 2007*

- **128 in New Jersey**—Operation Return To Sender. ICE has three fugitive teams in New Jersey, which arrested 55 "fugitives" and 73 immigrants with other immigration violations.
- **359 in San Diego**—Operation Return To Sender. Officers mainly targeted individual's homes. Only 62 of those arrested were the original targets for the raid, the rest were nearby when the arrests took place and were considered by officials as being "collateral arrests."⁷³
- **20 in San Juan, PR**—Worksite Enforcement at 26 Metal Recycling & Company. All of the people arrested were charged on administrative immigration violations and were taken to the Metropolitan Detention Center in Guaynabo, Puerto Rico.
- **62 in Beardstown, IL**—Worksite Enforcement targeting Quality Service Integrity, Inc, a cleaning service which operated with the Cargill Meat Solutions Plant in Beardstown, IL. Those arrested were charged with administrative immigration violations and were sent to a detention facility in Broadview, IL for processing, after which they were transferred to various county jails in the Chicago area. ICE released 11 people on humanitarian grounds.
- **2 in Allentown, PA**—Fugitive Operation. This operation was the first conducted by the newly formed Fugitive Operation Team in Allentown.
- **40 in Raleigh, NC**—Operation Cross Check. This was the first such operation in North Carolina. ICE began this initiative nationwide in January of 2007, working with local law enforcement to target immigrants with past criminal convictions. Those arrested that had past deportation orders were placed under expedited removal proceedings and the rest were placed in detention.
- **76 in Western Michigan**—Operation Cross Check. ICE worked with police departments in Detroit, the Grand Rapids, and Holland. Of the 76 arrested, 55 had past criminal convictions and 12 were "fugitives."
- **20-30 in Columbia County, NY**—Unknown. Knowledge of this raid comes from Susan Davies, a community member.⁷⁴
- **49 in Bloomington, MN**—Operation Cross Check. Of those arrested, 18 had past criminal convictions and six were considered to be fugitives.⁷⁵

⁷¹ <http://www.ice.gov/pi/news/factsheets/070316operationunitedfront.htm>

⁷² http://www.boston.com/news/local/articles/2007/03/09/dss_to_check_on_detainees_sent_to_texas/

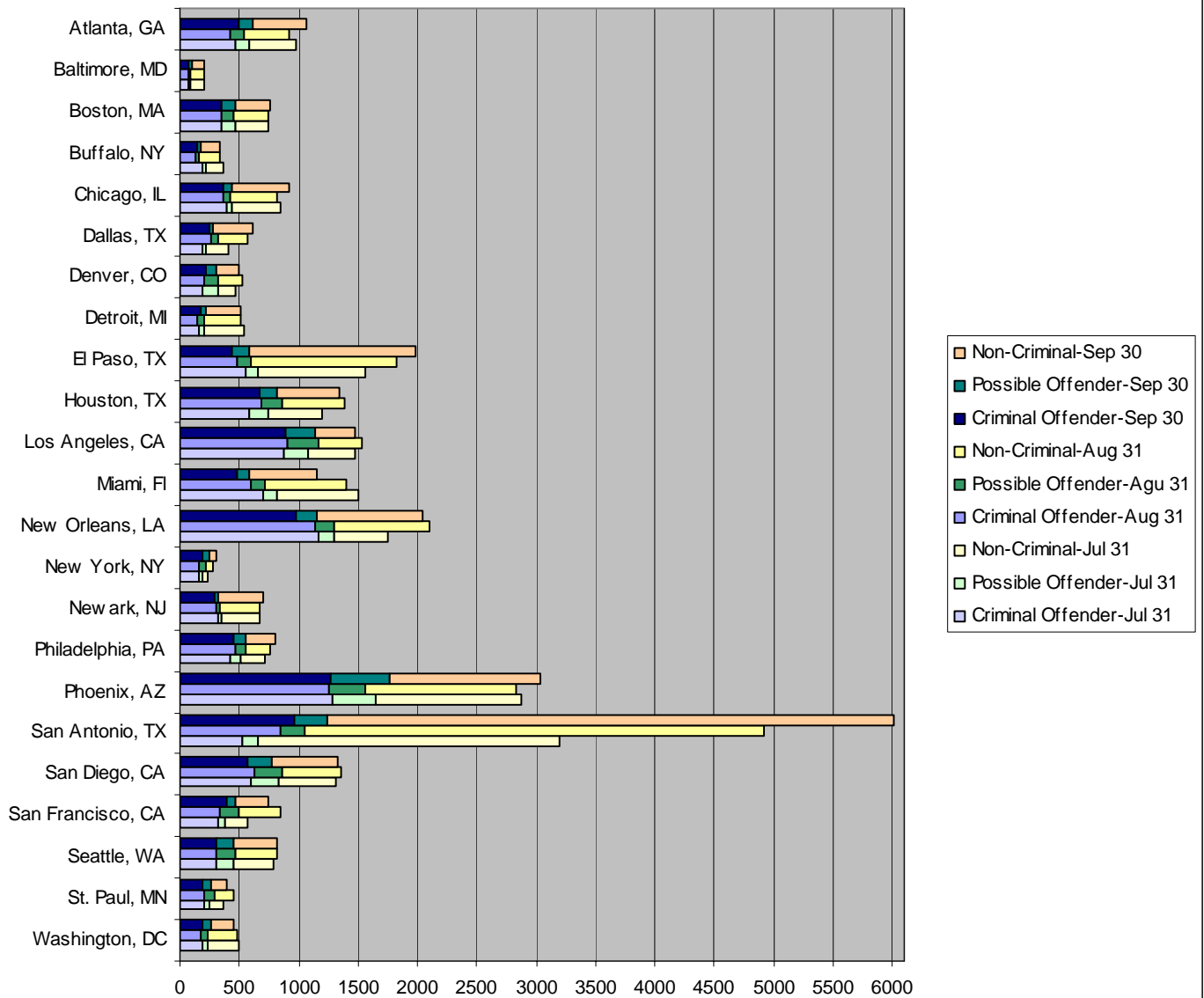
⁷³ <http://www.washingtonpost.com/wp-dyn/content/article/2007/04/03/AR2007040301957.html>

⁷⁴ Post on the Detention Watch Network list serve, April 9th, 2007, from Aarti Shahani. "Legal support: Columbia County round up (NY)."

⁷⁵ <http://www.ice.gov/pi/news/newsreleases/articles/070416bloomington.htm>

Appendix A

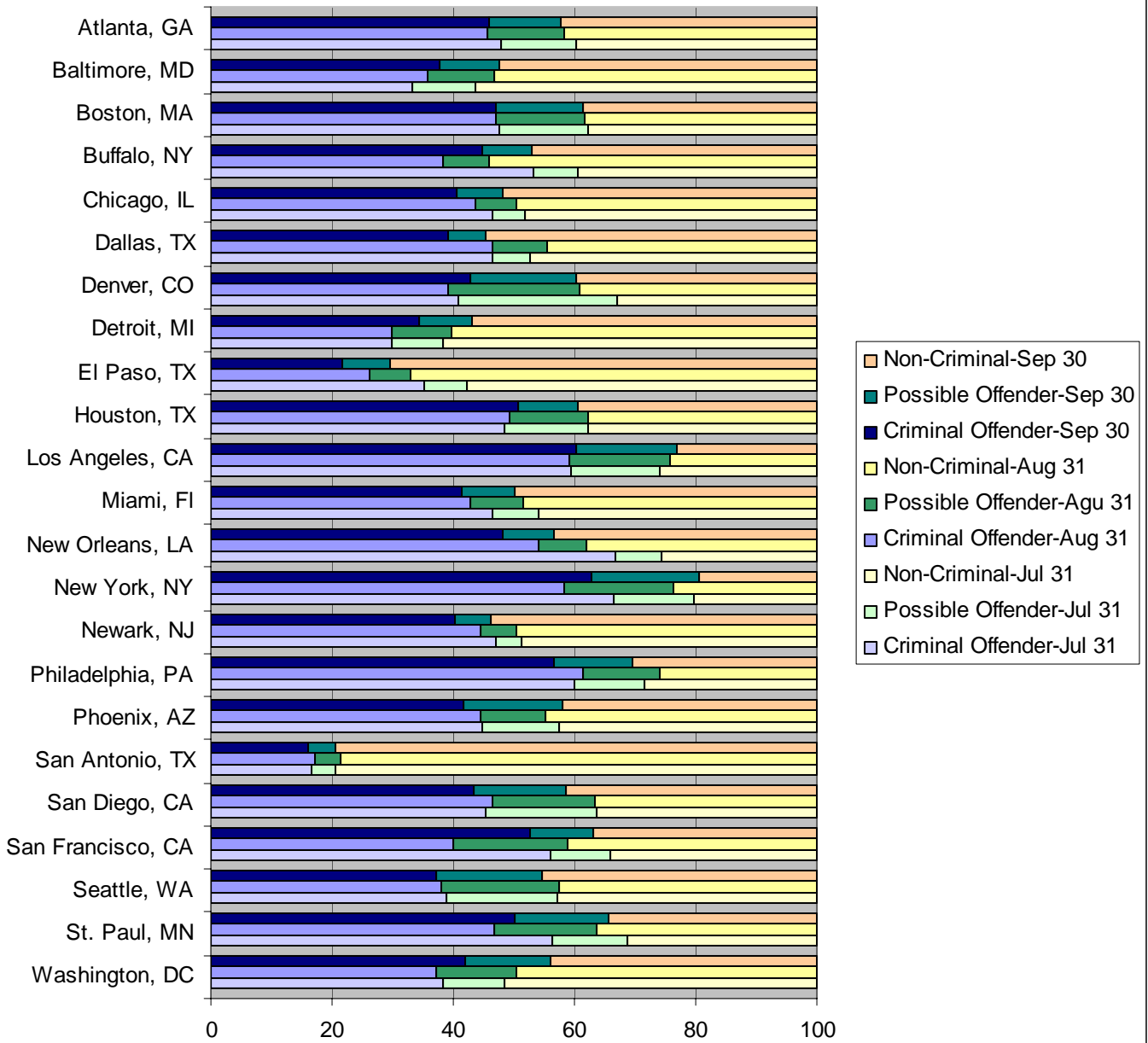
Number of Detainees in Field Office broken down by Criminal/Possible Criminal and Non-Criminal



Prepared by: DWN with data from DRO, ICE/DHS

*Note that field offices are split between different geographical centers. One field office can administer several detention facilities.

Percentage of Criminals vs Non-Criminals held at ICE's Field Offices



Prepared by the office of DWN with data received from DRO, ICE/DHS

*Note that field offices are split between different geographical centers. One field office can administer several detention facilities.