



U.S. Citizenship
and Immigration
Services

Self Check

A Service of E-Verify

www.uscis.gov/selfcheck

www.uscis.gov/selfcheck/espanol

Presented by:
The Verification Division of
US Citizenship and Immigration Services
The Department of Homeland Security

Purpose

To discuss the nationwide implementation of **Self Check**

Key Topics

- How does Self Check apply to you?
- Background on E-Verify and Self Check
- Self Check Process Overview

What is Self Check?

- Self Check is a FREE online service that lets you make sure your records are accurate BEFORE an employer checks your employment eligibility
- Self Check is now available nationwide to all citizens and non-citizens interested in learning about their employment eligibility

Self Check en Español

- Self Check is available in Spanish as well, improving the accessibility and usability of the application for non-English speakers

How does Self Check apply to you?

- All employers are required to verify the identity and employment eligibility of everyone hired in the United States
- Employers use E-Verify at more than one million hiring sites in the U.S. to verify new workers' employment eligibility
- Self Check lets you verify the same records employers check in E-Verify

What is and How Does it Work?

- E-Verify is a free, web-based service operated by the Department of Homeland Security (DHS) in partnership with the Social Security Administration (SSA) that lets enrolled **employers** electronically verify the employment eligibility of their newly hired employees
- E-Verify use is voluntary for most employers



Employers Use It!

- U.S. employers ran more than 17 million cases through E-Verify in 2011
- Over 98.3% of cases receive an immediate Employment Authorized response

Self Check Background

- Requested by Congress in late 2009
- Self Check is a voluntary, fast, free and simple online service that allows an **individual** to check his or her employment eligibility
- It was implemented in three phases, beginning with an initial launch to 5 states plus the District of Columbia in March 2011, and a second implementation to 16 additional states in August of 2011
- Self Check is now available **nationwide**
- Since launch of Self Check in March 2011, over 65,000 individuals have used Self Check to verify their employment eligibility

Comparing E-Verify and Self Check :

	E-Verify Program	Self Check Service
Audience	U.S. businesses	U.S. workers
Purpose	Verify employment eligibility of workforce	Check your own employment eligibility
System Security	Employer registration process and user accounts	Identity assurance process on each use
Legislative Mandate	Required in certain states and for most federal contractors	Voluntary; results cannot be used against you
Availability	50 states and U.S. territories	50 states and U.S. territories

Benefits of Self Check

- Self Check gives you
 - An opportunity to learn about the employment eligibility verification process
 - Insight into your employment eligibility
 - If necessary, guidance to resolve a mismatch between the information you provide and the data in your records
- Self Check helps employers by allowing U.S. workers to confirm their employment eligibility is accurate before being checked by an employer

What does Self Check tell me?

- Self Check lets you know if your employment eligibility is in order on the date you use it
- If the employment eligibility verification information you provide Self Check does not match the government records checked, you will see a notice of mismatch
 - A mismatch in Self Check does not necessarily mean you are not authorized to work in the United States
 - Following up on a Self Check mismatch is not required, but doing so lets you know why there is a mismatch and how to correct it

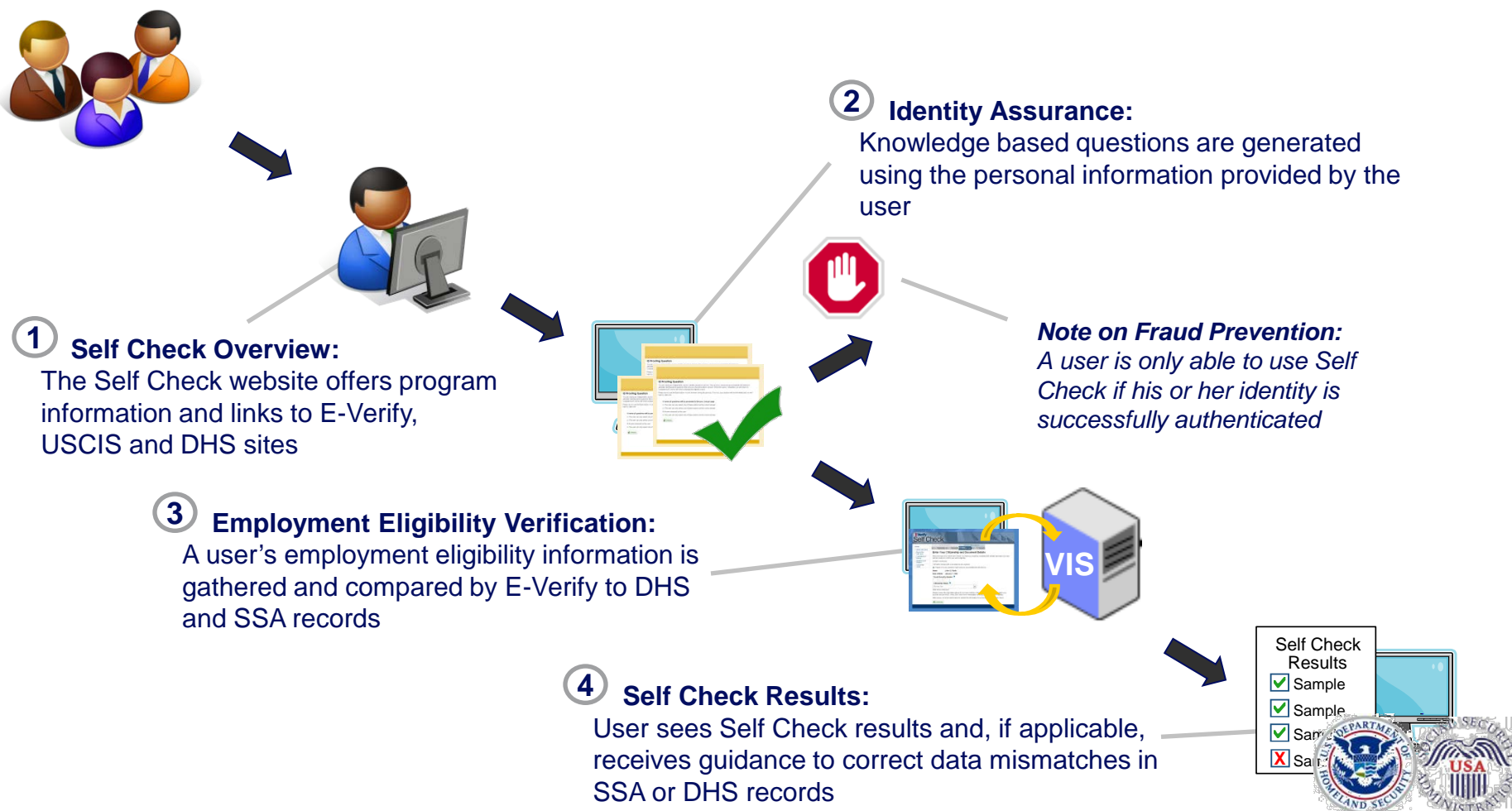
Proper use of Self Check

- Self Check does not give users a work authorization credential
 - All employers must still verify the employment eligibility of new hires using the Form I-9, Employment Eligibility Verification
 - E-Verify employers must still verify the employment eligibility of new hires using the Form I-9 and run new hires through E-Verify
- No one can require the use of Self Check
 - If an employer or potential employer requests proof of a Self Check query, notify the Department of Justice, Office of Special Counsel for Immigration-Related Unfair Employment Practices at (800) 255-7688

How Self Check works



How Self Check works



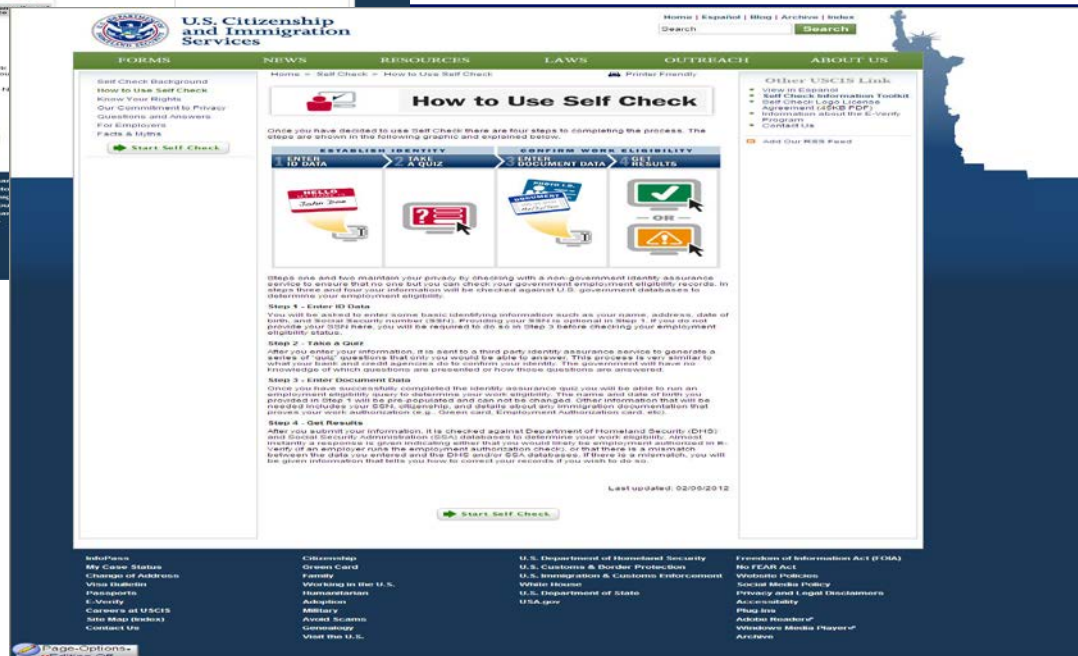
Informational USCIS Self Check Website



Website:

www.uscis.gov/selfcheck

www.uscis.gov/selfcheck/espanol



Self Check Data Entry



Website:

<https://selfcheck.uscis.gov>

Self Check

Self Check Inicio
Sobre Self Check
Como Usar Self Check
Conozca Sus Derechos
Nuestro Compromiso De Privacidad
Preguntas Y Respuestas
Para Empleadores

Términos de uso de Self Check [View in English](#)

Al acceder, ver o utilizar Self Check, usted acepta usar este servicio de acuerdo con los términos de uso, la Declaración de Privacidad y todas las leyes y reglamentos aplicables. Para utilizar el servicio Self Check, debe aceptar estos términos de uso marcando el encasillado que se encuentra en el margen inferior de esta página.

Términos de uso

Seguridad
Usted está ingresando a un Sistema del Gobierno de Estados Unidos de América, que sólo puede utilizarse para los propósitos autorizados. Los sitios web del Departamento de Seguridad Nacional (DHS, por sus siglas en inglés) se han desarrollado de acuerdo con las Directrices provistas por ISS, que incluyen evaluaciones de riesgo y certificaciones regulares. El Director de Informática del DHS es la autoridad final sobre los requisitos de seguridad y controles de los sitios Web de Seguridad Nacional. Todas las acciones para garantizar la calidad, integridad y utilidad de la información en este sitio han sido llevadas a cabo, a la vez que se garantiza la privacidad y seguridad. Sólo personal autorizado puede

Declaración de privacidad

Nuestro compromiso de privacidad con usted
USCIS se compromete a mantener la privacidad de su información personal de identificación (PII, por sus siglas en inglés) conforme con las normas de USCIS.

Su expectativa de privacidad
USCIS comprende que usted espera que su privacidad e información personal estén protegidas. Por lo tanto, el servicio Self Check está diseñado para solicitarle que valide su identidad antes de permitirle el acceso a la información que poseemos sobre usted.

Las preguntas de validación de identidad realizadas y las

☐ Al marcar esta casilla, el botón "Continuar en Español" o "Continue in English" y mediante el uso de este sitio, usted acepta utilizarlo de acuerdo con estos términos y condiciones y todas las leyes y reglamentaciones aplicables. Si no está de acuerdo con estos términos, no puede utilizar Self Check.

[Continue in English](#) [Continuar en Español](#)

Self Check

ESTABLISH IDENTITY **CONFIRM WORK ELIGIBILITY**

1 Enter ID Data 2 Take a Quiz 3 Enter Document Data 4 Get Results

Enter Your Identifying Information

The information that you enter below will be used by a third party identity assurance service to generate questions. Every Self Check user is required to answer these questions to ensure that an individual is only allowed to perform an employment eligibility check on his or her own records. The name and date of birth entered below will be "locked in" for use in the employment eligibility check later.

*All fields marked with an asterisk are required.
Please click any question mark icon below to view additional instructions.

Name :

*First Name : MI : *Last Name :

Date of Birth :

*Year : *Month : *Day :

Select ... Select ... Select ...

Social Security Number :

- -

Address :

*Street :


*City : *State : *Zip Code :

Select ...

If you don't see your state in the drop down menu, click here

Completing Your Identity Assurance Quiz

Be sure to:

- Enter all required information correctly
- If something is unclear, use the helper text 
- Read each question thoroughly and answer carefully
- Complete the quiz in a timely manner; you are given 60 seconds to answer each question
- If a question does not relate to you or none of the other answers are correct, select “None of the above”

Screen Previews | Identity Proofing Quiz



ID Proofing Question

You are visiting an independent, secure, identity assurance service. This service is using non-governmental information to generate identity-based questions that only you should be able to answer. When the quiz is completed, you will return to complete the E-Verify Self Check employment eligibility check.

Please do not use the Back button on your browser during this process. If you do, your session will be terminated and you will have to start over.

ID Proofing Question

You are visiting an independent, secure, identity assurance service. This service is using non-governmental information to generate identity-based questions that only you should be able to answer. When the quiz is completed, you will return to complete the E-Verify Self Check employment eligibility check.

Please do not use the Back button on your browser during this process. If you do, your session will be terminated and you will have to start over.

A series of questions will be presented to the user, one per page

- ☐ The user can only select one of these options as the correct answer
- ☐ The user can only select one of these options as the correct answer
- ☒ Answer selected by the user
- ☐ The user can only select one of these options as the correct answer

Submit

Options will be presented to the user, one per page

- ☐ Options as the correct answer
- ☐ Options as the correct answer

- ☐ Options as the correct answer

Options will be presented to the user, one per page

- ☐ Only select one of these options as the correct answer
- ☐ Only select one of these options as the correct answer
- ☐ Answer selected by the user
- ☐ Only select one of these options as the correct answer

Screen Previews | Employment Authorization Response



Self Check

ESTABLISH IDENTITY | CONFIRM WORK ELIGIBILITY

1 ENTER ID DATA | 2 TAKE A QUIZ | 3 ENTER DOCUMENT DATA | 4 GET RESULTS

Work Authorization Confirmed

Thomas,

Self Check compared the information you provided to U.S. government databases and can confirm that, based on the information you provided, you are eligible to work in the United States.

If you are hired today by an E-Verify participating employer and you use the same documents and information provided, you will most likely be instantly work authorized when your employer checks your information using E-Verify.

In the event that you are not instantly work authorized, please work with your employer to ensure that your information was entered correctly and, if necessary, follow the steps outlined by E-Verify to resolve any issues.

This does not mean that you are guaranteed to pass through E-Verify without issue. A number of things can happen between now and when a future employer checks your information using E-Verify that may cause you to get a mismatch. Those things include name changes, citizenship status changes, expiration of work authorization, or a simple data entry error when your employer is entering your information into E-Verify. It is important that you keep your records up to date with the government to ensure an accurate employment verification process.

Thank you for completing the Self Check process!



Screen Preview | Possible Mismatch

[Self Check Home](#)
[About Self Check](#)
[How To Use Self Check](#)
[Know Your Rights](#)
[Our Commitment To Privacy](#)
[Questions and Answers For Employers](#)

Self Check

ESTABLISH IDENTITY

CONFIRM WORK ELIGIBILITY

1 Enter ID Data

2 Take a Quiz

3 Enter Document Data

4 Get Results

Possible Mismatch with Government Information

Thank you for checking on your work authorization information through Self Check. Unfortunately we were not able to automatically verify the information you provided against the government databases used by Self Check.

What does this mean?

- In order to make a final determination, Self Check staff needs to manually review database records
- This does not mean that you are not work authorized. It simply means we have to check the data manually before giving you an answer.

What can you do?

1 SELECT "PLEASE REVIEW" BUTTON

2 READ & PRINT LETTER

3 CALL DHS

- SELECT "REVIEW" BUTTON** - If you want us to further review your work eligibility, please indicate by clicking the "Please Review" button below. Please note that this is not required, but is necessary if you would like us to continue a review at this time.
- READ AND PRINT LETTER** - Once you request additional review, read and print the letter which provides a summary of the issue and detailed guidance around your next steps.
- CALL DHS** - Once you have read and printed the letter, please follow the instructions in the letter to call DHS to begin the review process.

Please Note: Do not simply run another Self Check query. Doing so will produce the same result you obtained as a result of this query.

Please Review

No Review Requested

PRESENTATION

Self Check | A Service of E-Verify

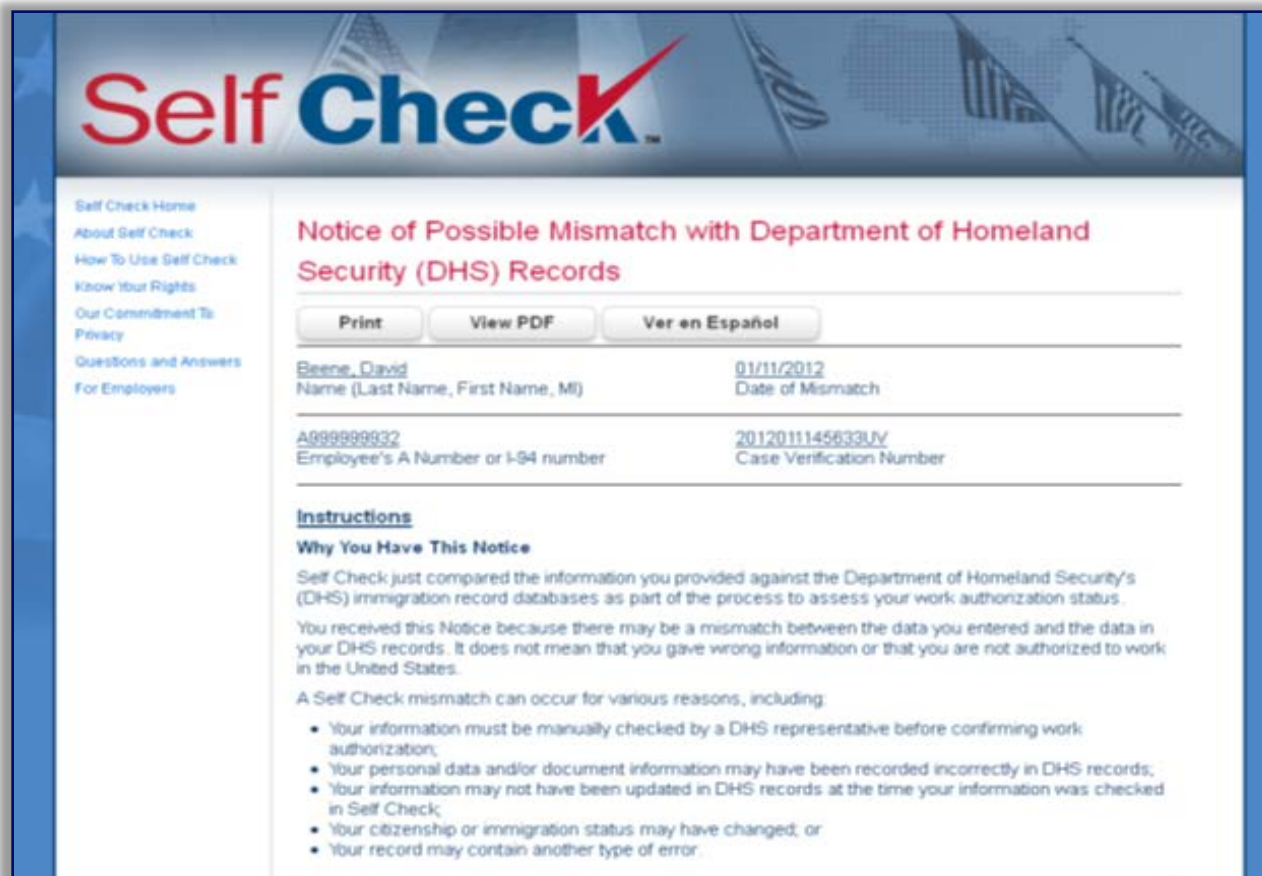
DATE

February 2012

#

18

Screen Preview | Notice of Possible Mismatch



Self Check

Self Check Home
About Self Check
How To Use Self Check
Know Your Rights
Our Commitment To Privacy
Questions and Answers For Employers

Notice of Possible Mismatch with Department of Homeland Security (DHS) Records

[Print](#) [View PDF](#) [Ver en Español](#)

Beene, David Name (Last Name, First Name, MI)	01/11/2012 Date of Mismatch
A888888832 Employee's A Number or I-94 number	2012011145633UV Case Verification Number

Instructions

Why You Have This Notice

Self Check just compared the information you provided against the Department of Homeland Security's (DHS) immigration record databases as part of the process to assess your work authorization status.

You received this Notice because there may be a mismatch between the data you entered and the data in your DHS records. It does not mean that you gave wrong information or that you are not authorized to work in the United States.

A Self Check mismatch can occur for various reasons, including:

- Your information must be manually checked by a DHS representative before confirming work authorization;
- Your personal data and/or document information may have been recorded incorrectly in DHS records;
- Your information may not have been updated in DHS records at the time your information was checked in Self Check;
- Your citizenship or immigration status may have changed; or
- Your record may contain another type of error.

Avoiding Unnecessary Self Check Mismatches

- Make sure you have your identity and work authorization documents with you before you begin
- Use unexpired, up-to-date identification documents
- Make sure you have entered your information accurately
- If you changed your name recently, be sure to update your records with DHS and SSA
- If you naturalized or changed your immigration status recently, be sure to visit SSA and update your records
- Avoid using aliases or nicknames and use only official name as reflected on your government records

Avoiding Unnecessary Self Check Mismatches

- If something is unclear **Click** the  icon located throughout the Self Check

Hyphens/apostrophes
are permitted in
last name s

De La Cruz
O'Donoghue
Lopez-Garcia

Help - Complex Surnames

- Hyphenated names and names with apostrophes are permitted. Enter the entire surname, including prefixes or name stems (excluding periods).

Example:

Correct

De La Cruz

O'Donoghue

Lopez-Garcia

- Do not include suffixes. This includes Jr., Sr., III, etc.

Example:

If you don't see your state in the drop down menu, click here

Employee's Name:
guyen Mai
Correct: Nguyen
Correct: Mai

Self Check Toolkit

The screenshot shows the 'Self Check Toolkit' page on the USCIS website. Two blue arrows point to specific features:

- Will link the latest press release upon publishing:** Points to the 'Press Releases, Blogs, and Fact Sheets' section.
- Will add new flyers prior to launch:** Points to the 'Online Flyer' section.

The page layout includes a top navigation bar with links like Home, Español, Blog, Archive, Index, and a search bar. Below this is a green navigation bar with categories: FORMS, NEWS, RESOURCES, LAWS, OUTREACH, and ABOUT US. The main content area is titled 'Self Check Toolkit' and contains several sections:

- Tool:** Press Releases, Blogs, and Fact Sheets.
- Description:** News and social media activity about Self Check.
- Check out the Latest:** A section with a collage of news and blog images.
- Online Flyer:** A section featuring a flyer with a woman's face.
- Interactive Self Check Presentations:** A section with a presentation slide.
- E-Verify Know Your Rights Flyer:** A section with a flyer titled 'Does Your Employer Use e-Verify?'

At the bottom of the page, there is a footer with various links and information, including 'U.S. Citizenship and Immigration Services', 'U.S. Department of Homeland Security', and 'U.S. Customs & Border Protection'.

Resources for Self Check and E-Verify

Self Check

- Self Check Website: www.uscis.gov/selfcheck and www.uscis.gov/selfcheck/espanol
- To run a Self Check query: <https://selfcheck.uscis.gov>
- Self Check Service Line: (855) 804-0296; (877) 875-6028 (TTY number)
- Self Check Email: everifyselfcheck@dhs.gov

Mismatch/Records-related Questions

- National Customer Service Center: (800) 375-5283; (800) 767-1833 (TTY number)

E-Verify

- E-Verify Website: www.dhs.gov/E-Verify
- E-Verify Email: E-Verify@dhs.gov
- E-Verify Employee Hotline: (888) 897-7781

Department of Justice, Office of Special Counsel for Immigration-Related Unfair Employment Practices

- DOJ OSC Website: www.justice.gov/crt/osc/
- DOJ OSC Hotline: (800) 255-7688